

PERFORMANCE



Buro Metro

Nylon Base Chair

buroseating.com

buro
ergonomics at work®

Buro Metro

Superior function & comfort

Designed to support you, the Buro Metro ergonomic performance chair is defined by its superior comfort and durable quality. Featuring a soft-feel, breathable fine-mesh back and exceptionally comfortable seat.

Look for the 'Metro by Buro Seating' quality ID mark to ensure authenticity.

Key Features & Benefits

202-N-M3 Nylon Base

202A-N-M3 Nylon Base with Arms



WITH ARMS



MESH BACK

Breathable mesh back to help regulate temperature and keep you cool.

ROBUST 3 LEVER MECHANISM

The adaptable mechanism allows for independent ergonomic adjustments.

COMFORTABLE SEAT

High density polyurethane moulded foam for your comfort.

International Standards

The Buro Metro chair is supported by the following Internationally recognised standards:

- **AFRDI Level 6** Severe Commercial Certification
- **GREENGUARD** certification
- Test to **AS/NZS 4438:1997** - Height Adjustable Swivel Chairs

Features

- Adjustable seat height
- Ratchet height adjustable back
- Independently adjustable seat tilt - free floating or lockable
- Independently adjustable back tilt - free floating or lockable
- High density polyurethane moulded foam seat
- Black nylon base
- 60mm twin wheel castors

Custom Options.

- Polished Aluminium base (PC068) with reflective silver powder coated gas lift
- Soft PU castors (CE1121P)
- Small Seat 480W / 470D (B74612F)
- Depth adjustable seat slide (B34191P)
- Customer specified fabric (seat only)

Ergonomic Assessment.

The Buro chair has been ergonomically assessed by Andrew Wilson, Osteopath & Ergonomist.

"This is a very comfortable chair with no pressure points. Its mechanism is easy to use and will suit many users".

Andrew Wilson, Osteopath & Ergonomist - 30 Mar 2018

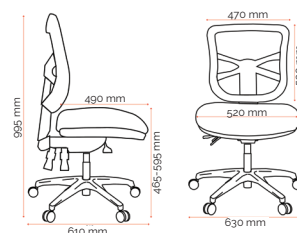
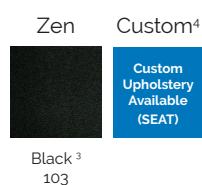
Specifications (mm)

Overall	630w / 610d / 995h
Back	470w / 530h
Seat	520w / 490d
Seat Height	465-595h
	480-610h (with optional seat slide)
Seat Depth Range	455-505d ⁵ (with optional seat slide)

Carton Dimensions.

Width	620
Height	380
Length	670
Weight	20.5 kg

Upholstery



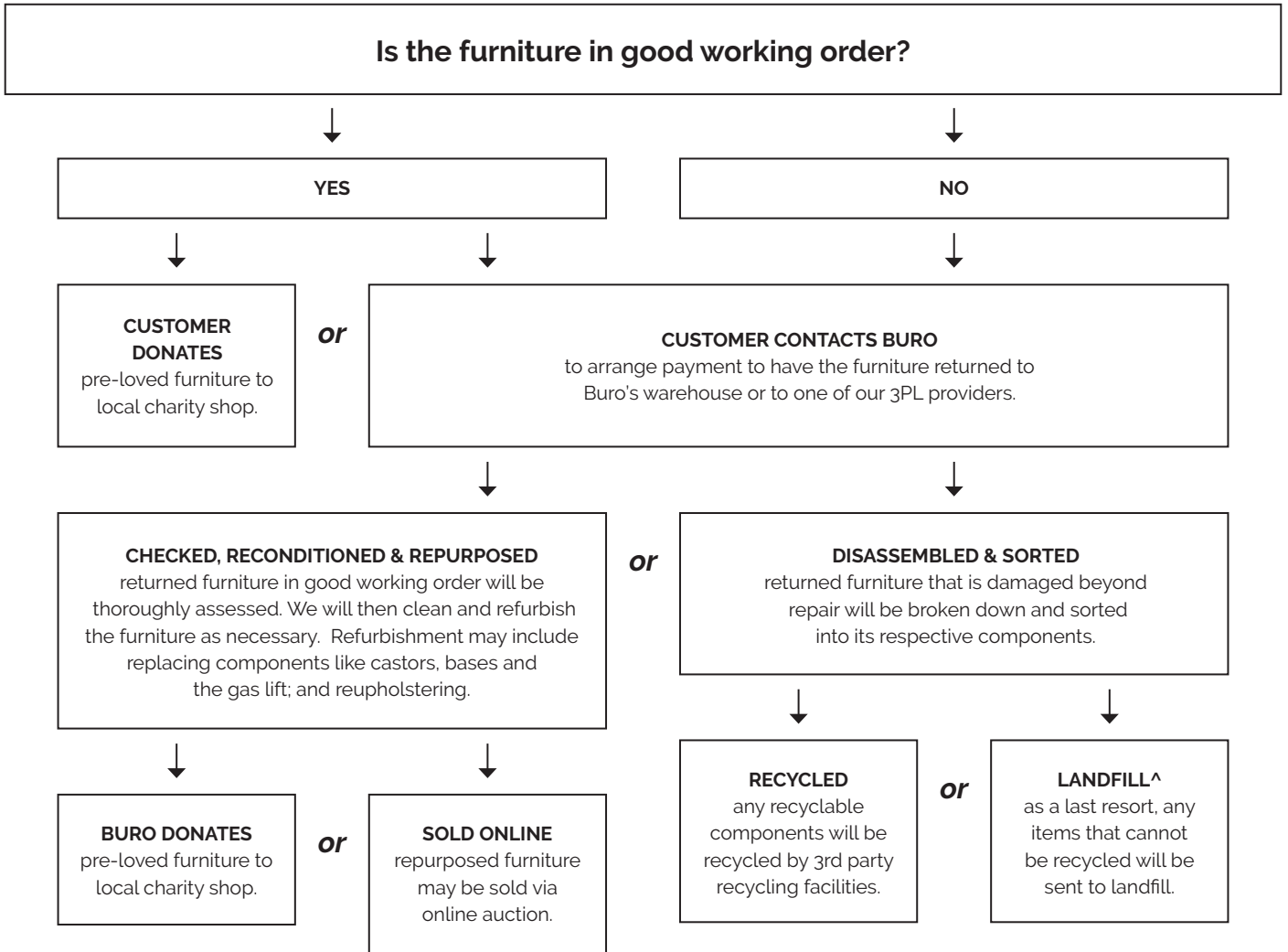
Quality Assurance and Accreditations



¹10 Yr Guarantee: Excludes upholstery. ²AFRDI Standard AFRDI Level 6 - Severe Commercial Certification. ³Fabric: Same day dispatch. ⁴Fabric: For custom fabric ETA's can be supplied on request. ⁵Seat slide: Measured from back lumbar to front seat edge. **General:** Guarantee conditions apply, please see buroseating.com. For indent purchases (non stock orders) conditions may apply, please see buroseating.com for definitions & conditions. In the interests of product development, Buro reserves the right to alter product specifications & features without notice.

Buro Product Stewardship Programme

We encourage repurposing and recycling of pre-loved office furniture to reduce our impact on the environment. When a customer has Buro furniture* that they wish to dispose of, we apply the following steps to determine the most appropriate method.



To mitigate our CO2 footprint over the next 50 years, we're working with **Trees That Count**, a conservation charity dedicated to planting native trees.

By funding the planting of native trees, we're supporting efforts to increase biodiversity across New Zealand.

Buro proudly support **Greening Australia**.

Greening Australia has been restoring Australia's unique landscapes and protecting biodiversity at scale through collaborative, science-based programs for over 40 years.
www.greeningaustralia.org.au.

As a **Sedex member** we are committed to being a responsible business, sourcing responsibly, and improving ethical standards and working conditions within the supply chain.

*Qualifying furniture must be Buro branded product (Buro Seating, Konfurb, Mondo), or a partner exclusive brand. ^Many of our products are GREENGUARD certified for safe emission levels. This reduces the environmental impact when sending any components to landfill.