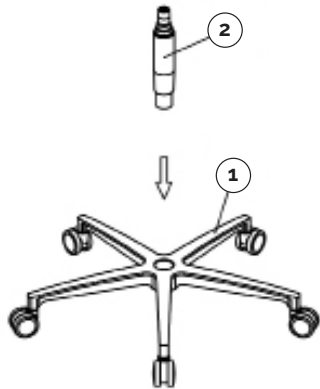


Assembly, Operating & Maintenance Instructions

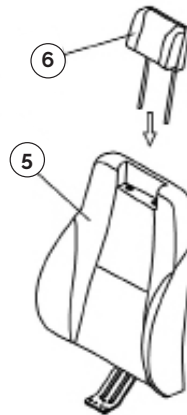
Attention: Please remove all items from the carton, and verify all pieces before assembly.

BURO MAVERICK 24/7 CONTROLLER CHAIR - FABRIC/LEATHER

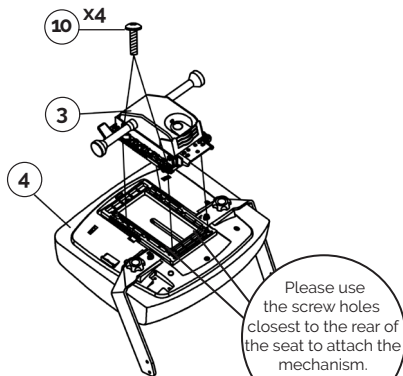
Step 1



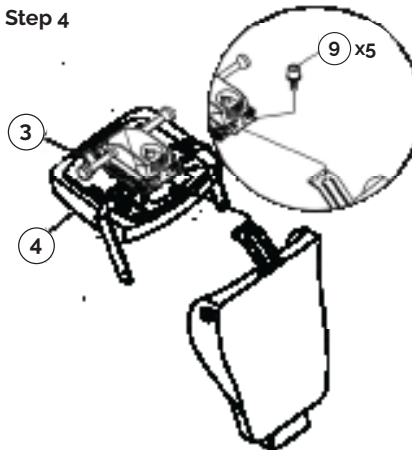
Step 2



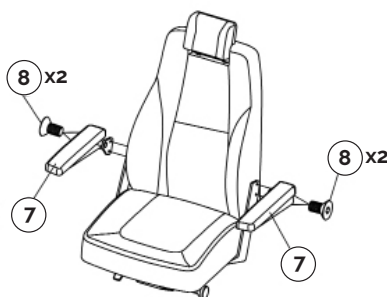
Step 3



Step 4



Step 5



Step 6



Parts List

KEY	QTY	DESCRIPTION
1	1	Base/Castors
2	1	Gaslift
3	1	Mechanism
4	1	Seat
5	1	Back
6	1	Headrest
7	1	Arms
8	4	Flat Hex Screw (M8 x16)
9	5	Cap Socket Screw (M8 x 16)
10	4	Button Hex Screw (M6 x 20)
11	1	Large Allen Key (M6)

Care & Maintenance

GENERAL CARE

- To maintain the appearance of non-upholstered parts wipe the surface with a clean cloth dampened with a mild detergent solution.
- Do not remove any parts for separate cleaning.
- Do not saturate the fabric or interior with water or other cleaning liquids.
- Do not shampoo clean.
- Do not clean with hot water extraction machine.
- Do not clean with onsite drycleaning machine.
- Protect from direct sunlight, heat and weather.

FABRIC UPHOLSTERY CARE

- Wipe with a clean cloth dampened with a mild upholstery detergent solution.
- A soft bristle brush may be used to remove ingrained soil.
- Spot clean as above.
- Treat spills and stains as soon as possible.
- Persistent stains may require treatment by a professional cleaner.
- May be cleaned with dry powder cleaners.
- Allow to dry thoroughly before reuse.

LEATHER UPHOLSTERY CARE

- Wipe with a clean cloth dampened with a mild upholstery detergent solution.
- A soft bristle brush may be used to remove ingrained soil.
- Use only leather care products suitable for top coated leather and strictly in accordance with the manufacturer's instructions.
- Spot clean as above.
- Treat spills and stains as soon as possible.
- Persistent stains may require treatment by a professional cleaner.
- May be cleaned with dry powder cleaners.
- Allow to dry thoroughly before reuse.

Upholstery & Foam Specs*

FOAM

Flame Resistant: Ca117 Section A Part I & Section D Part II

UPHOLSTERY: FABRIC & LEATHER

Flame Resistance: Ca117 Section E Class I

*This applies only to standard Buro Seating stock. Any customer specified upholstery may not meet these specifications.

Preventative Maintenance & Warning!

- Use this product only for seating one person at a time.
- Do not use this chair as a step stool/ladder.
- Do not sit on any part of the chair except the seat.
- Do not use this chair on uneven floor surfaces.
- Do not interfere with the operating of the gas lift.
- Do not use chair unless all bolts, screws and knobs are tight.
- At least every six months check all bolts, screws and knobs to ensure they are tight.
- If any parts are missing, broken, damaged or worn do not use the product until repairs are made using factory authorised parts.
- Dispose of packaging properly.
- Plastic bag is not a toy.
- Do not use plastic bag as a head covering as it may cause suffocation.
- Failure to follow these warnings could result in serious injury.