

DESKING

**Buro Syntra**  
Height Adjustable Desks

# Buro Syntra

## Ergonomic innovation

The Buro Syntra Height Adjustable Desk range combines ergonomic innovation with premium materials for a healthier, more productive workspace. It features a powder-coated steel round leg frame and an FSC®-certified E0 board desktop with white laminate finish and ABS edging for durability and style. Available in two width options, with optional cable management. Dual electric motors operate at a quiet 48 decibel and deliver smooth movement via a 3-stage height adjustment system. With safety features and a 140kg load capacity, it's built for performance.

### Key Features & Benefits

	White Frame	Black Frame
1500 x 800	SYN1580HADRDWLHWH	SYN1580HADRDWLBWH
1800 x 800	SYN1880HADRDWLHWH	SYN1880HADRDWLBWH

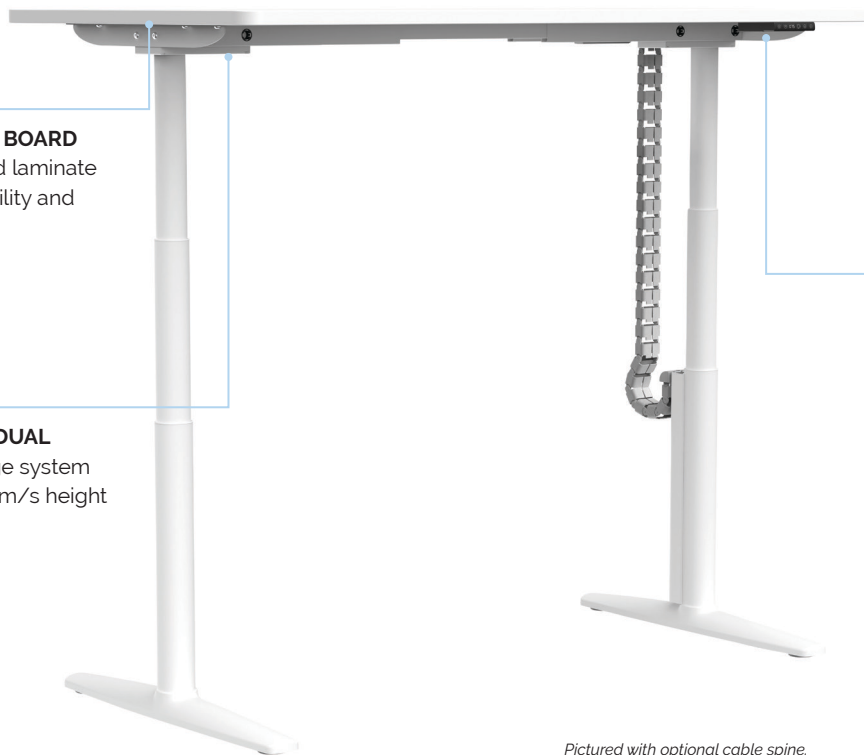


**BLACK FRAME**  
Optional cable spine

**FSC®-CERTIFIED E0 BOARD**  
with ABS edging and laminate finish ensures durability and sustainability.

**QUIET 48 DECIBEL DUAL MOTORS** and 3-stage system deliver smooth 30mm/s height adjustment.

**650-1300MM HEIGHT RANGE** with patented Healthy Spine Mode and memory key settings.



*Pictured with optional cable spine.*

## International Standards

The Buro Syntra desk range is supported by the following internationally recognised standards:

- FSC<sup>®</sup> certified wood
- Meets ANSI/BIFMA X5.5:2021 Desk and Table Products
- RCM compliant


## Features

- Variable-width telescopic desk frame: Powder-coated steel round leg
- Desktop: 25mm FSC<sup>®</sup>-certified E0 board with 2mm ABS edging and high-quality laminate finish
- Adjustable levelling feet for stability
- Desktop includes pre-drilled t-nut holes for fast, accurate assembly alignment
- 48 decibel dual electric motors
- 3-stage telescopic system for variable height range of 650-1300mm
- 30mm/s height adjustment speed
- 5-key control: Up, Down, patented Healthy Spine Mode (HSM), 2 memory presets
- Anti-collision interference technology
- Overheat and overload protection

### Custom Options

- Cable spine (SYNSGLRDLGCBLSPN)
- Available as frame only

## Frame Colour Options

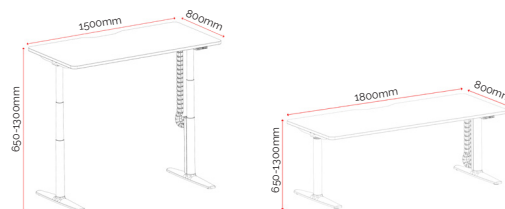


## Specifications (mm)

1500	1500w / 800d / 650-1300h / 48kg
1800	1800w / 800d / 650-1300h / 51kg

### Carton Dimensions.

1500 Desktop	1575w / 875d / 60h / 21kg
1800 Desktop	1875w / 875d / 60h / 24kg
Frame	765w / 645d / 130h / 27kg

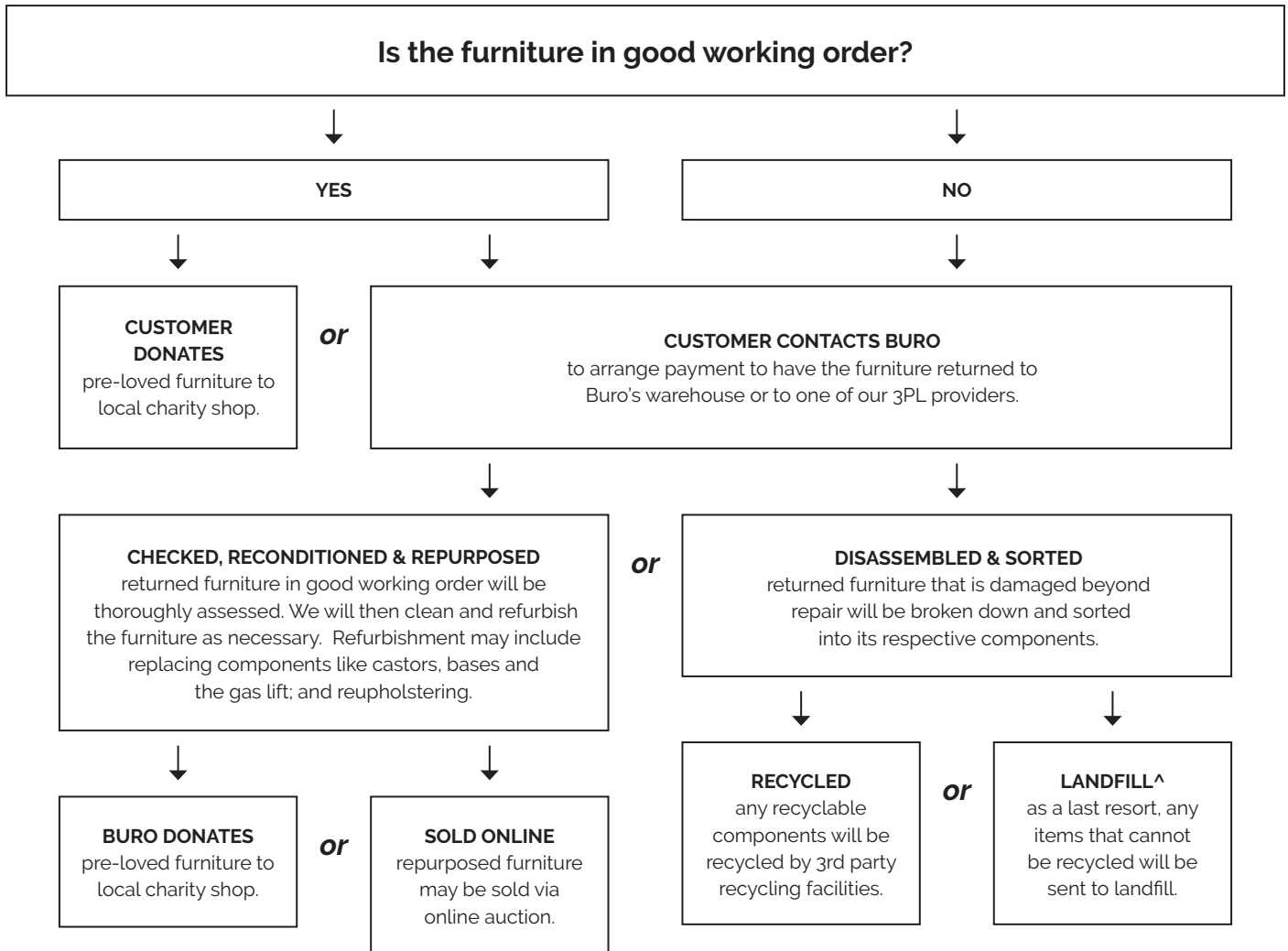


## Quality Assurance and Accreditations



# Buro Product Stewardship Programme

We encourage repurposing and recycling of pre-loved office furniture to reduce our impact on the environment. When a customer has Buro furniture\* that they wish to dispose of, we apply the following steps to determine the most appropriate method.



To mitigate our CO2 footprint over the next 50 years, we're working with **Trees That Count**, a conservation charity dedicated to planting native trees.

By funding the planting of native trees, we're supporting efforts to increase biodiversity across New Zealand.

**Buro** proudly support **Greening Australia**.

Greening Australia has been restoring Australia's unique landscapes and protecting biodiversity at scale through collaborative, science-based programs for over 40 years.  
[www.greeningaustralia.org.au](http://www.greeningaustralia.org.au).

As a **Sedex member** we are committed to being a responsible business, sourcing responsibly, and improving ethical standards and working conditions within the supply chain.

\*Qualifying furniture must be Buro branded product (Buro Seating, Konfurb, Mondo), or a partner exclusive brand. ^Many of our products are GREENGUARD certified for safe emission levels. This reduces the environmental impact when sending any components to landfill.